

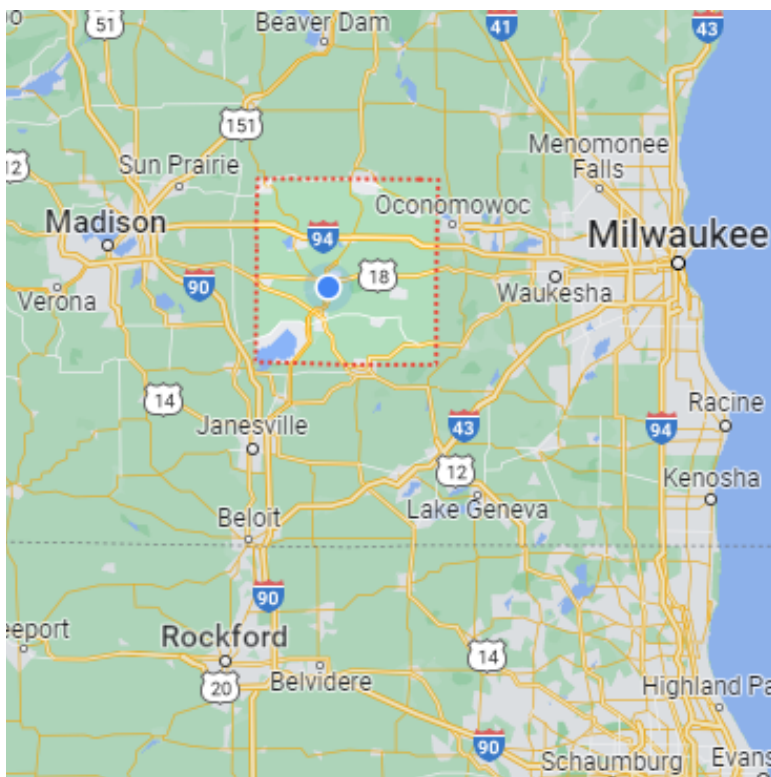
JEFFERSON COUNTY

October 2022

WISCONSIN

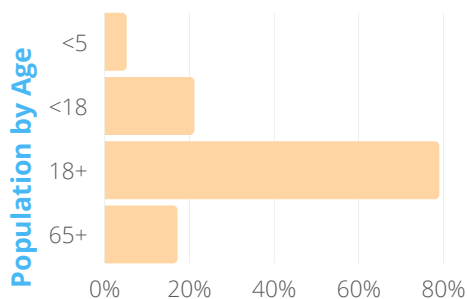
Area **583 sq. mi**

County Seat **Jefferson**



POPULATION AND DEMOGRAPHICS

Population 2022: 85,135
Median Age: 40.5



HOUSING AND INCOME

2022 Data

Households: 34,098
Median Household Income: \$81,757
Per Capita Income: \$41,222

Median Home Value: \$229,753
Average Household Size: 2.41

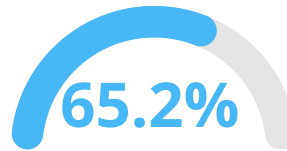
JEFFERSON COUNTY

WISCONSIN

LABOR FORCE

Labor Force: 46,103*
Employment: 44,771*
Unemployment: 1,332*
Unemployment Rate: 2.9%*

*September 2022



**County Labor Force
Participation Rate (2020)**

INDUSTRIES AND OCCUPATIONS

TOP 5 OCCUPATIONS BY EMPLOYMENT

Production: 6,870
Transportation and Material Moving: 3,550
Office and Administrative Support: 3,390
Sales and Related Occupations: 3,230
Food Preparation and Serving Related Occupations: 2,370

TOP 5 INDUSTRIES BY EMPLOYMENT

Manufacturing: 10,289
Trade, Transportation, Utilities: 6,252
Education & Health Services: 5,193
Leisure and Hospitality: 2,861
Professional & Business Services: 2,846

NOTABLE EMPLOYERS

Generac Power Systems | Jefferson and Whitewater | Backup power generation manufacturer
Spacesaver | Fort Atkinson | Shelving and locker manufacturing
Trek Bicycle | Waterloo | Bicycle manufacturing
Johnsonville | Watertown | Food processing
Doosan Bobcat | Johnson Creek | Ground care equipment
Jones Dairy Farm | Fort Atkinson | Food processing

Scan the code or visit thriveed.org/housing to download the **2021 Jefferson County Housing Study** and other information

